

Biocell Medical Institute

HARISH BHALLA



CONTENT



KVPY: An Introduction	4
Application Form.....	6
Eligibility Criteria	7-8
Important Dates	9
Exam Pattern.....	10
Selection Procedure	11
Admit Card.....	12
Result	13
Preparation Tips	14-16
Do's and Don'ts	17-19
Recommended Product for KVPY	20

Preface

In our quest to help students in preparation for one of the most competitive fellowship exam, KVPY, we provide all the details about this fellowship programme in this E-Book.

The E-Book, which you have downloaded, not only unveils the all about KVPY but also offers exam tips and do's and don'ts for KVPY Aptitude Test, helping you crack the exam.

Candidates will find this E-Book very helpful in cracking KVPY Aptitude Test. With this hope, we wish you all the success in the KVPY exam.



KVPY: An Introduction



All About KVPY

Among the most competitive exams of its type in India, Kishore Vaigyanik Protsahan Yojna (KVPY) fellowship programme is immensely popular among young students.

R.k. Malik's Newton Classes brings here important details of the popular fellowship programme which is generally held in November every year.



What is KVPY?

KVPY is a national-level fellowship programme in Basic Sciences, conducted by Department of Science and Technology, Government of India. Helping financially the young aspiring scientists, KVPY is meant to motivate students throughout the country in their pursuit of career in basic science education and science related research activities.

Students of Class XI, XII and B.Sc./B.S./B.Stat./B.Maths./Int. M.Sc./M.S First Year are eligible for one of the three KVPY streams – Stream SA, Stream SX and Stream SB, depending on their eligibility for the one. Students can apply by filling up online application form of this coveted National level fellowship/scholarship exam – KVPY.



KVPY Fellowship Grants

KVPY fellowship grants under its various categories by the Department of Science and Technology are listed in the following table. These fellowships are granted until their pre-Ph.D level:

BASIC SCIENCES	Monthly Fellowship	Annual Contingency Grant
SA/SX/SB - during 1st to 3rd years of - B.Sc./B.S./B.Stat./B.Math. / Integrated M.Sc. /M.S.	Rs. 5000	Rs. 20000
SA/SX/SB - during M. Sc. / 4th to 5th years of Integrated M.Sc. /M.S	Rs. 7000	Rs. 28000




KVPY Selection Procedure

Selection Procedure of KVPY comprises of two stages of selection – Aptitude Test and Interview. Once the applications as per the eligibility criteria are selected, students are called for written aptitude test. Those students, who qualify in the aptitude test according to KVPY merit criteria, have to qualify interview round.



KVPY Exam Pattern

The written examination comprises an aptitude test consisting 100 questions from different sections including Mathematics, Physics, Chemistry and Biology in a paper-pen format. The Exam Pattern of KVPY does not follow any prescribed syllabus, however, candidates are tested as per the syllabus of class X/XII/B.Sc./B.S./B.Stat./B.Math./Int. M.Sc./M.S First Year as applicable.



KVPY Interview Pattern

The candidates, who are shortlisted by KVPY on the basis of their performance in aptitude test, are called for the interview round. KVPY interview tests your presence of mind and educational understanding of Physics, Chemistry and Mathematics. It also evaluates your skills to brief a topic, your opinion on non-academic issues, and also your confidence, alertness, understanding and expressions.



Who can apply?

Only Indian Nationals are eligible for KVPY fellowships/scholarships, as per the KVPY Eligibility Criteria. Students who wish to pursue their education in India in the following undergraduate courses are eligible for the KVPY programme:

Basic Sciences subjects– B.Sc./B.S./B.Stat./B.Math./Int. M.Sc./M.S. in Chemistry, Physics, Mathematics, Statistics, Biochemistry, Microbiology, Cell Biology, Ecology, Molecular Biology, Botany, Zoology, Physiology, Biotechnology, Neurosciences, Bioinformatics, Marine Biology, Geology, Human Biology, Genetics, Biomedical Sciences, Applied Physics, Geophysics, Materials Science or Environmental Science.



Important Dates

Find below the important dates of KVPY:

Event	Month
Application form begins	July
Last date for request of Application form By Post	August
Last date for closing of Online Application	September
Last Date for receipt of the completed application	September
Exam Date	November



How to apply?

KVPY opens Online Application process for the aptitude test generally in July and closes in September, which is held in November, every year.



KVPY Application Form

Kishore Vaigyanik Protsahan Yojna (KVPY) announces KVPY Application Form for the Aptitude Test generally in July every year for the exam, which is held in November. The KVPY application process continues till September.



KVPY Application Form filling procedure:

- ✓ Click on Apply Online button available on application form page of KVPY official website
- ✓ Register yourself with KVPY (if not already registered)
- ✓ Log in application form and fill up following details
 - Personal details
 - Academic details and
 - Payment and declaration
- ✓ Print the application form

Mode of payment: KVPY Application Form fee is Rs 500/-, which can be submitted via Credit Card/Debit Card/Net Banking/SBI Challan.

KVPY Eligibility Criteria

Eligibility criteria for the fellowship programme are listed in three broad categories - Stream SA, Stream SX and Stream SB.

This National level fellowship/scholarship programme - KVPY - aims at attracting motivated students across country to pursue research career and basic science education.

The Basic Science courses under which students must take admission into are, B.Sc./B.S./B.Stat./B.Math./Int. M.Sc./M.S. in Chemistry, Physics, Mathematics, Statistics, Biochemistry, Microbiology, Cell Biology, Ecology, Molecular Biology, Botany, Zoology, Physiology, Biotechnology, Neurosciences, Bio informatics, Marine Biology, Geology, Human Biology, Genetics, Biomedical Sciences, Applied Physics, Geophysics, Materials Science or Environmental Science.

The Eligibility Criteria for KVPY, applicable only to Indian National is divided under three categories, which are:




Stream SA:

As per this category, students who are in class XI Science stream, have 80% aggregate in Mathematics and Science in class X boards are eligible under this category. For SC/ST/PWD candidates, 70% aggregate marks in Maths and Science are required to be eligible for KVPY 2018 fellowship/scholarship programme.



Stream SX:

Students of class XII science stream, who have scored minimum of 60% marks in XII boards and 80% in class X boards, are eligible for KVPY 2018



fellowship/scholarship. The fellowship will be activated when the student takes admission in the above mentioned courses of Basic Life sciences in their undergraduate studies. The relaxation for SC/ST/PWD candidates is 50% in class XII boards and 70% in X class boards.

The same KVPY Eligibility Criteria is applicable to Indian students in their second year of study in Cambridge International Examination Board who aspire to join undergraduate programme in the Basic Sciences subjects that are mentioned above.




Stream SB:

Under this category, students who are in the first year of their undergraduate study in the mentioned course of Basic Life sciences are eligible for the KVPY. Students must have a score of minimum 60% marks in class XII science stream and first year of final examination. For SC/ST/PWD candidates, a minimum of 50% is required at +2 level and first year examination.

KVPY Important Dates

According to KVPY Important Dates, the Application Form process begins in July and continues till September.



The Important Dates of KVPY are listed below:

Event	Month
Application form begins	July
Last date for request of Application form By Post	August
Last date for closing of Online Application	September
Last Date for receipt of the completed application	September
Admit Card	October
Exam	November
Result	January

KVPY releases admit card for KVPY in October. The Aptitude Test for KVPY is held in November. The result of KVPY aptitude test is declared in January next year.

KVPY Exam Pattern



According to KVPY Exam Pattern, Aptitude Test consists of 80 questions for SA stream and 120 questions for SB/SX stream, to be answered by the students. The Aptitude test can be taken in paper-pen format or computer-based pattern in any of the two languages-English and Hindi.

The aptitude test does not follow any prescribed syllabus, but students are tested as per

the syllabus of class X/XII/ First year of B.Sc./B.S./B. Stat./B.Math./Int, M.Sc./M.S as applicable. Eligible students are evaluated on the basis of their analytical ability compared to their factual knowledge.

The students are shortlisted and called for the KVPY written aptitude test after their scrutinizing as per the eligibility criteria. This written test is conducted at different centre

across the country to select students for KVPY fellowship.

The KVPY aptitude test can be in paper-pen pattern in various cities of India. However, KVPY aptitude test in computer-based format is held mainly in Bangalore, Chennai, Delhi, Hyderabad, Jaipur, Kochi, Kolkata, Mumbai and Pune.

KVPY Selection Procedure



As per Selection Procedure of KVPY, the students have to go through two stages of selection under KVPY – Aptitude Test and Interview. The Aptitude Test is conducted in two languages- English and Hindi. Students can select any one mode of languages for the examination.

This test is same for each category of the eligibility criteria – Stream SA, SB and SX. It consists of 80 questions for

SA stream and 120 questions for SB/SX stream, to be answered and is based on paper-pen format.

KVPY Stages

Stage- I	Aptitude Test
Stage- II	Interview

KVPY Selection Procedure is a two-stage process, which includes Aptitude Test and Interview. After the test, short-listed students are called for

the interview round and on the basis of their performance the list of final selected students or awardees is declared.

Once a student score marks as per the cutoff released by KVPY, they qualify for the Interview level, after which a list of final selected students is declared. The selected students are then eligible for KVPY fellowship.

KVPY Admit Card

The Admit Card of KVPY is made available for downloading by KVPY tentatively in October. Candidates can download their KVPY 2018 Admit Card from the official website of KVPY.

The Admit Card of KVPY is the identity of the candidate for writing the exam and contains the particulars of the candidate. Candidates will not be allowed to appear for the KVPY test without a valid KVPY Call Letter.



ADMIT CARD



About KVPY Admit Card

- The Call Letter for KVPY will be available for downloading.
- The KVPY Admit Card can be downloaded only by students who have applied online.
- Students who have applied offline through Post or in Person will receive the KVPY Call Letter through Post only.

- No student will be allowed to appear for the Kishore Vaigyanik Protsahan Yojana Test without a valid KVPY Admit Card.
- The KVPY Admit Card is available for students who have applied for streams SA, SB and SX.
- Candidates must download and print the Admit Card of KVPY and carry it to the exam hall while appearing for the Aptitude Test.



About KVPY Admit Card

- Enter your KVPY Application Number and Date of Birth
- Click on the Generate Admit Card button to avail Admit Card
- Print Admit Card

KVPY Result

The Result for KVPY is declared after both the stages of KVPY selection procedure are completed. The students are thereafter, shortlisted from the aptitude test are called in for the interview in the month of November after declaration of KVPY result.

The names of the final selected students or awardees for KVPY fellowship are declared in the month of January next year.



Once a student qualifies as per the cutoff released by KVPY, they are deemed to qualify for the interview level. Later, a list of final selected students is declared by Department of Science and Technology, Government of India.

KVPY Preparation Tips



Kishore Vaigyanik Protsahan Yojna (KVPY) exam is a highly-competitive exam among the fellowship/scholarship programmes of its kind.

However, students who follow a structured KVPY preparation plan can get an edge over others. Though, a strong KVPY preparation strategy and disciplined approach are must for success in KVPY. R.k. Malik's Newton Classes brings you 10 expert tips to hit the bull's eye for KVPY exam.



10 tips to crack KVPY Aptitude Test

Now that we have the basic idea about KVPY fellowship programme, let us discuss how to crack this competitive exam. We bring here 10 KVPY 2018 exam tips for success below:

1. Analyse your Strengths and Weaknesses

Before getting into preparation mode for KVPY Aptitude Test, it is important for you to know your existing level of preparedness for the KVPY exam. For this you need to check the previous year KVPY papers and analyse where you stand. Thereafter, you need to analyse your strengths and weaknesses based on your existing preparedness and required preparation for KVPY. You should, then, decide how much weightage is to be given to various sections under the time-frame that you have for your KVPY preparation. You need to utilize your strengths and plan to improve on your weaknesses during your preparation.

2. Integrate your KVPY preparation with regular studies

Since the questions asked in KVPY is generally based on the syllabus of your regular class X/XI/XII studies, you need to bring clarity as to how you are going

to utilize your academic syllabus and integrate your studies with KVPY preparations.

There is no prescribed syllabus for KVPY written exam. The students' understanding and analytical ability of factual knowledge is tested in the written exam. However, students are tested for the syllabus up to class X/XII/1st year of B.Sc./B.S./B.Stat./B.Math./Int./Int. M.Sc./M.S. So, you need to revisit the syllabus of your regular studies to make sure that you have covered all the sections to be asked in KVPY test.

Further, the major parts of syllabus of other competitive exams like JEE Main and JEE Advanced match with that of KVPY exam. This also brings you an opportunity to analyse and base your preparation plan accordingly. You can benefit by preparing for a particular topic for other competitive exam and eventually find the same helping you in KVPY exam. Also, difficulty level of questions asked in KVPY remain similar to that of other competitive exams like JEE Main, JEE Advanced and other Engineering exams.

3. Refer to NCERT text books

KVPY aptitude test is basically a test of your fundamentals. Therefore, those who have studied NCERT study material thoroughly, cracking KVPY becomes easier. What will be more efficient way to get fundamentals clear than a thorough study of NCERT study material?

4. Make a four-month strategy: you have enough time

Generally, KVPY is announced in the month of July. This is the time when generally your academic year ends and you have bandwidth to work on the competitive exams like KVPY. The KVPY is generally held in the month of November. Thus you get about 120 days to prepare for this exam. Therefore, make a power-pack strategy for these four months. You need

to create an integrated plan which can also take into account of your current academic pursuit. For example, a Class XII student can integrate topics of Class XII Mathematics syllabus in his/her KVPY preparation plan.

5. Group study: a miracle

Never forget the miracle of group exercise. Nothing is more efficient idea to crack an exam like KVPY than a group exercise. Make a study group of 5-10 friends for regular practice and study. You will find it working magic when every member will come with 10-20 questions a day, thus making you learn at least 50-100 questions every day. But be cautious, you don't get distracted during your group study. Always remember that you all are together for study and not for fun.

6. Practice and revision: a key

Though you have already prepared for your KVPY along with your class syllabus, but revision of the syllabus is still must for KVPY preparations. Therefore, make a habit of revising topics so that you don't forget what you have already learnt. Also, a routine daily practice and revision are keys to get speed and accuracy in solving questions. It's only the clear concepts and time management during the exam which fetches your name to a noteworthy place in the KVPY merit list.

Especially in the last month of KVPY preparation, students are suggested to revise their class notes, important formulas, facts and key theories, and understand their applications. Opting to study new topics in the last week is not advisable.

7. Revisit question bank: avoid mistakes

Create a question bank of those questions which you find difficult during your prepara-

tion. Practice those questions in the last week. This will help you remember your most common mistakes so that you will not repeat them in KVPY exam hall.

8. Take as many Mock tests as possible

Mock tests are very important to regularly evaluate your preparation level for KVPY exam. This also helps you to find weak areas and re-do your remaining preparation plan. Your KVPY preparation in last two weeks should especially focus on mock tests so that you get accustomed to giving your best efforts in a limited time-frame.

This will help you gain confidence and do away with any kind of nervousness while entering in the exam hall. As you have already solved those papers several times, nothing is

going to be new and weird for you in examination hall.

9. Take sound sleep before the exam day and relax

Go early to bed and get up early in the morning on the KVPY exam day. Seven to eight hours of sleep will help you be ready for your exam. It will also help you digest whatever you have learnt in a day before.

10. Stay focused and calm during KVPY exam

Keep calm, cool and stable with your mind before exam. Never get stressed and depressed as exam date approaches. Just try to give your best and if you find your performance was not that well, there is no need to worry. Always remember, it is just an exam. It is not going to judge your past, present or future.

KVPY Aptitude Test: Do's and Don'ts

As KVPY exam aspirant, you must follow a planned preparation strategy to crack this highly competitive exam. Since KVPY exam is the gateway for securing KVPY fellowship grant, and the first stage for its selection process, you must cautiously tread your way to the exam day.

R.k. Malik's Newton Classes brings here an account of “Do's and Don'ts” for KVPY, which a candidate must follow to crack KVPY exam and secure scholarship grants.



Do's for KVPY:

1. Evaluate Strengths and Weaknesses

Before beginning with preparation for KVPY Aptitude Test, it is important for you to analyze your strengths and weaknesses. For this, you can solve the previous year KVPY papers and evaluate where you stand with your KVPY preparation plan. Based on your performance while solving these papers, you will be able to analyze your strengths and weaknesses. Now, decide how much weightage you can give to various sections under the time-frame you have for your KVPY preparation. You can easily utilize your strengths and plan to improve on your weaknesses during your preparation days.

2. Study NCERT text books

Aptitude test of KVPY is meant to test your basics of various topics related to your area of study. So, those students who have studied NCERT study material in a thorough manner, are more close to cracking KVPY. And we all know that no other way than NCERT study material is more efficient to get the fundamentals clear.

3. Make 4-month preparation strategy

KVPY exam is announced in the month of July. Around this time, your aca-

academic year ends and you begin working on competitive exams like KVPY, which is held in the month of November. Therefore, you get about 120 days to dedicate in preparation for this exam with a strong 4-month strategy. You need to create an integrated plan, taking into account of your current academic pursuit. For example, a Class XII student can integrate topics of Class XII Mathematics syllabus in his/her KVPY preparation plan.

4. Make a study group

Group exercise can get a miraculous result in KVPY exam. What can be a more efficient idea to crack an exam like KVPY than group study? Make a study group of 5-10 friends for regular practice and study. And you can imagine, when

every member comes with 10-20 questions a day, you will be able to learn at least 50-100 questions a day. However, you need to ensure that you don't get distracted during your group exercise. Always remember that it's study and not the fun for what you are all together in the group.

5. Take regular Mock tests

To analyze your preparation level for KVPY exam, Mock tests are one of the best ways. Mock tests help you to determine your weak areas and revise your remaining preparation plan. Give special focus to Mock tests during your last week's KVPY preparation to ensure your best efforts to crack the exam in the remaining preparation period.



Don'ts for KVPY:

1. Don't prepare separately for KVPY

KVPY doesn't prescribe a syllabus for KVPY written exam, which aims to test the students' understanding and analytical ability of factual knowledge. The test paper is based on the syllabus up to class X/XII/1st year of B.Sc./B.S./B.Stat./B. Math./Int.

Further, the test is generally similar to the syllabus of many competitive exams like JEE Main and JEE Advanced and other Engineering entrance exams. Also, KVPY difficulty level remain similar to that of other competitive exams like JEE Main, JEE Advanced.

Therefore, you need not prepare separately for KVPY exam. You just have to integrate your regular studies with KVPY preparations and take the benefit of combined studies in limited time-frame.

2. Don't forget your mistakes

Every time you practice questions or solve Mock tests, you commit some mistakes. Don't forget, you have to make an account of those mistakes to revisit it time and again. Make a question bank of all those questions which you found difficult during your preparation in order to practice them in the last week. With this, you will never ignore your most common mistakes, and subsequently, you will not repeat them in KVPY exam hall.

3. Don't ignore practice and revision

You may have thoroughly prepared for your KVPY exam along with your class syllabus, but you should not forget to revise it specifically for KVPY preparations. Make it a habit to revise topics to ensure that you never forget what you have learnt. A routine daily practice and revision are must to get speed and accuracy in solving KVPY paper. Clear concepts and time management during the exam can take your name to a significant place in the KVPY merit list.

Don't ignore practicing class notes, important formulas, facts and key theories, and understand their applications in the last week preparation instead of studying new topics.

4. Don't stay awaken late night before KVPY exam day

You should not stay awaken late night for stud-

ies before the very day of KVPY exam. You should go early to bed, so that you can get up early in the morning on KVPY exam day. This will keep you relaxed and calm on the exam day and you will be able to have full concentration while taking KVPY test. You need to take a seven to eight hour sleep to help you be ready for the exam and ensure good performance. Also having take full sleep, you will be able to digest what you learnt in the day before.

5. Don't lose focus and clam during KVPY exam

On KVPY exam day, keep your mind calm, cool and stable. You should not get stressed over any unprepared section as it may affect your performance even on the sections that you have prepared very well. If you find your performance was not up to the mark, you need not worry about it. Never forget, this is just an exam and is not going to judge you by your past, present or future. So, keep focused and calm before, at and after the KVPY exam.

Thank you for downloading this E-Book. By now, you may have sketched an overview by reading the KVPY all about, tips and do's and don'ts.

All the best for your exam

RECOMMENDED RESOURCES: [Revision Notes](#) | [Sample Papers](#) | [Textbook Solutions](#) | [Interactive Simulations Of Biology](#) | [Concept Maps Of Biology](#)

RECOMMENDED RESOURCES: [Revision Notes](#) | [Sample Papers](#) | [Textbook Solutions](#) | [Interactive Simulations Of Chemistry](#) | [Concept Maps Of Chemistry](#)

RECOMMENDED RESOURCES: [Revision Notes](#) | [Textbook Solutions](#) | [Interactive Simulations Of Physics](#) | [Concept Maps Of Physics](#) | [Previous Years Solved Papers \(CBSE\)](#) | [Handbook of Concepts & Definitions of Physics](#)

RECOMMENDED RESOURCES: [Revision Notes](#) | [Sample Papers](#) | [Textbook Solutions](#) | [Concept Maps](#) | [Interactive Simulations](#) | [Handbook Of Formulas & Concepts Of Mathematics](#) | [Previous Year's Solved Papers \(2018-2008\)](#)